

WELCOME PARENTS

Kindergarten...
Here We Come!

Kindergarten Parent Meeting/
Hands-on Workshop
April 9, 2024
6:00pm

Introductions

- Dr. Yolanda Bracey, Director of Primary Education/High Ability Coordinator
- Alison Petralia, Bibich Elementary Principal
- Kathi Tucker, Homan Elementary Principal
- Cassandra Cruz, Kolling Elementary Principal
- Doug DeLaughter, Peifer Elementary Principal
- Kathy Sapyta, Protsman Elementary Principal
- Michelle Lavin, Watson Elementary Principal
- Lisa Alessandri, Elementary Math Coach
- D'Ann McDermott, Elementary Literacy Coach
- Kim Yelich, Kindergarten Teacher @ Watson Elementary

KINDERGARTEN

First Day of School is Tuesday, August 13, 2024

- Parents will receive information explaining Online registration on July 22nd.
- Online Registration will be July 29-August 1

Kindergarten Program

(Average Class Size: 20)

- Arrival 8:00
- Dismissal 2:40
- 55 minute lunch/recess
- Attend Art, Music, P.E., Library, Computers



Transportation

Kindergarten Bus Orientation

Monday, August 12, 2024

10:00 AM

Transportation Department

Monday - Friday -- 6am-5pm (219) 365-3141

Find out bus number and practice before first day of school

[How I am going home note.](#)

[Click here for more information on what school your child will attend or what their bus number will be or if they will be able to receive bus transportation.](#)



ENROLLMENT CONFIRMED

- Once your child's enrollment has been processed and confirmed you will get an email from the school secretary.
- Nurse information
 - Physical forms and immunization forms can be sent in with your child during the first week of school. Click on Nurse Information for additional information.



Nurse Information



Get Involved



School and Parent Communication

- All our schools have great PTOs
- Classroom volunteers-at home or at school
- Room parents
- Chaperone field trips
- All volunteers in the LCSC will need a criminal background check



Tips on how to prepare your child for Kindergarten

- Kid friendly supplies
 - Practice using the supplies
 - Backpacks large enough to hold a folder
 - Make sure all supplies are labeled
 - Practice putting papers in a folder correctly
- Practice good eye contact with your child
- Practice giving your child a 2 step direction
- Practice cutting & pencil grip
- Practice waiting their turn
- Have your child clean up their own messes
- Drive by their new school or play on the playground during the summer-review playground rules
- Find the outside entrance to the school
- Write name and recognize name
- Have a practice lunch to see if they can independently open up items
- Ask Preschool teacher about their readiness

Avoiding Separation Anxiety

- Picture of Family in Folder
- Read a book about starting Kindergarten
- Put your child in a summer library program, sport or town program so they can interact with other kids as well as separate from you
- Make up a fun goodbye routine and practice it (Kiss or special wave or handshake)
- Keep calm during separation
- Leave promptly do not linger
- No crying!



First Week of School Tips

- Ride the Bus the first week
- Order School lunch to practice-Lots of extra hands
- Read the lunch menu every morning so your child knows what to order.
 - Label everything-child's name, teacher's name, lunch money
- Talk to your child's Preschool about their readiness
 - Notes should have child's full name and teacher's name on it
 - Peanut Allergies can sit at a special nut free table
- Arrive at school on time




Health and Hygiene and Speech

Good bedtime routine: the first two weeks are tiring Kindergartners should get 10-12 hours a night	<u>Video for tying shoes</u> Velcro works the best for Kindergartners	List any medical issues on Skyward and inform the teacher.	
Sneezing & Blowing noses	Putting items in their mouth and nose	<u>Bathroom needs independently</u>	Pack a spare pair of clothes
Buy clothes that allows them to dress themselves independently	Practice putting on coat (sleeve) zipping-where to put hat and mittens	Keep Skyward updated with contact information in case of illness or emergency	We do not play in the snow



Fine Motor Activities

- Forming letters top to bottom
- Holding a pencil correctly and form letters-golf pencils, broken crayons
- Correct pencil and scissor grip video
- Link to Fine Motor Ideas
- Practice Cutting Pages
- Digging in Sand
- Climbing on Monkey Bars



© SensoryLifestyle.com

Math Curriculum in Kindergarten

- Math is taught conceptually
- Students are provided with opportunities to explore why procedures work and various strategies for solving problems
- Students are given opportunities to persevere through rich math tasks
- Given ample experiences with learning through collaboration (working in groups or with partners)
- Focus on building number sense through use of hands-on manipulatives to explore number concepts

Core Math Concepts to Build Number Sense in Kindergarten


1. Subitizing – being able to visually recognize a quantity of 5 or less.
2. Comparison – being able to compare quantities by identifying which quantity has more or less.
3. Counting – rote procedure of counting orally (each number is attached to an object).
4. One-to-one correspondence – students can connect an object with a number and count with understanding.
5. Cardinality – the last number in a count sequence represents that number.
6. Hierarchical Inclusion – understanding that numbers are nested inside of numbers (If you have 8 beads on a math rack, there 's also 7 beads if we remove 1 bead).
7. Number conservation – students understand that there 's decomposition of a number (2 and 3 makes 5 and 4 and 1 makes 5) number bonds

Ideas for At Home Math Activities

- Counting on: Race to 100 game
- Counting on from any given number within 100
- Practice ways to make 5: Combinations of 5 dice game
- Use fingers to make flashes of numbers
- Practice how to decompose numbers
- Practice making a number with objects and finding 1 more/1 less
- Digital math rack (can use for counting, decomposing numbers, subitizing)

Math Games to Play

There is a video for each game



<p><u>Guess the Number</u> (needs number line and marker) (<u>Number Line recording sheet</u>)</p>	<p><u>Lego Counting Game</u></p>	<p><u>Subitize Game</u> (needs dice)</p>
<p><u>Bear in the Cave Game</u> (needs cup and counters)</p>	<p><u>Counting On Car Game</u></p>	<p><u>Counting On Game to play</u></p>
<p><u>Shape Dice Game</u> (needs dice)</p>	<p><u>Sorting Game</u></p>	<p><u>Number Identification Game</u> (needs a counter and paper or chalk) (<u>Number line</u>)</p>
<p><u>Finger Flashes</u></p>	<p><u>Roll the Dice Game</u> (needs dice & counters)</p>	<p><u>Number Chalk Game</u> (Can be used with letters, sight words and shapes) (Needs chalk)</p>
<p><u>Digital dice</u></p>	<p><u>Counting and Sorting Activity</u> (needs any items to sort)</p>	<p><u>Greg Tang Game:</u> <u>Ten-frame Mania</u></p>

The Science of Reading

A new law, HEA 1558, requires Indiana schools to use literacy curriculum that aligns with the science of reading beginning in the 2024-2025 school year.

Lake Central got a head start this year by providing professional development in SOR, and many teachers have already started implementing changes.

So what does it mean?



Science of Reading / Structured Literacy

- **Oral Language Development**

Children learn by talking and by listening to others talk. They practice speech sounds and work on correcting them. They use verbal skills to solve problems, ask questions, and exchange ideas. Parents can help by correcting grammar and encouraging proper vocabulary. Don't allow "baby talk".

- **Phonological and Phonemic Awareness**

Manipulation of sounds (first, middle, last, rhymes, syllables) Read aloud nursery rhymes and silly poems. Try tongue twisters and jump rope chants.

[Link to the correct way to produce letter sounds](#)

[More about phonological awareness](#)

Components of Structured Literacy cont.

- **Phonics (letter-sound correlation)**

Phonics rules will be explicitly taught, systematically and sequentially. This is the foundation for reading. Use letter sounds to read words, rather than memorize them.

- **No more 3 cueing system**

No more teaching students to guess at words using the first letter, picture clues, or the context of the sentence.



4

peanuts, and pie.



P is for potatoes that grow
in the ground.

5

Components of Structured Literacy cont.

- **Letter Formation**

Teaching students the correct way to form letters is extremely important in helping them to become successful readers and writers! It also means less cognitive overload when it's time to write ideas.

4 elements: pencil grasp, formation, spacing, and pacing

- **Fluency**

Young readers should be listening to expressive, fluent reading every day! Read to your child, and point to words as you read. When students begin to read, books should be mostly decodable with patterns that have already been taught.

Components of Structured Literacy cont.

- **Vocabulary**

Use appropriate vocabulary with children with frequent repetition! Connect new words to real life. Correct grammar mistakes.

For example: *Hims my dog.* vs.

This is my dog. He is a chihuahua. His name is Tank.

- **Comprehension**

Take time to build background, make connections! Ask “thinking” questions: (What is this about? Does this seem real? If this was a movie, what would I see?) At the Kindergarten level, comprehension is assessed through listening.



Reading to your child daily is the best thing you can do for your child

Questions to ask child while you are reading to them

Video example of asking questions

Great books to read to help your child feel comfortable about starting school

Quick and Easy Language Games


Speech Information Document

Literacy Centers to Play

<p><u>How to stretch out words</u></p>	<p><u>Mirror Sound Game</u> (need a mirror)</p>	<p><u>Letter and Sight Word Jenga</u> (need a Jenga game can be found at Dollar Tree)</p>
<p><u>Sight Word Cup Game</u> (needs solo cups) (can be used with number, letters or sight words)</p>	<p><u>Shaving Cream Game</u> for letters and numbers (needs shaving cream, wax paper)</p>	<p><u>Tic Tac Toe Sight Words</u> (needs a dry erase board or scrap paper)</p>
<p><u>Letter Soup Game</u> <u>Alphabet recording sheet</u> (needs letter tiles and soup bowl & spoon)</p>	<p><u>Glowstick Letter Game</u> (needs glow sticks from Dollar Tree)</p>	<p><u>Peeps Sidewalk Game</u> Can be used with letters sounds and math</p>
<p><u>Tic Tac Toe letters</u> <u>Tic Tac Toe Recording Sheet</u></p>	<p><u>Flyswatter Game</u> Letter, sight words, shape and numbers (Needs flyswatter and a penny)</p>	<p><u>Spill the Beans Game</u> Letters, sight words and sounds (Needs a Spill the Bean game)</p>
<p><u>Baseball Sound Game</u></p>		

More Kindergarten Resources

<http://bit.ly/LCSCCKDG>



Extras

<p><u>The Adventure Club</u> before and after school daycare located in each building</p>	<p><u>Lake Central Transportation</u></p>	<p><u>Lake Central 2024-2025 School Calendar</u></p>	<p><u>Food Service and Menus</u></p>
<p><u>Kindergarten Math Standards</u></p>	<p><u>Kindergarten Literacy Standards</u></p>	<p><u>Early Entrance</u></p>	<p><u>English Language Learners</u></p>

APPS

Starfall ABC

Reading Eggs

ABC Mouse

Starfall Learn to Read

Teach Monster

ABCYA Games

Phonics Genius

Dragon Box Numbers

Numbershapes.com

**If you have any questions after tonight,
please don't hesitate to contact your
child's school.**

Bibich (219) 322-1185	Homan (219) 322-4451	Kolling (219) 365-8577
Peifer (219) 322-5335	Protsman (219) 322-2040	Watson (219) 322-1365

Thank you for joining us this evening as we begin our partnership to support and create a lifelong love of learning with your child.

We will be working together to help your child be successful at school.

Tonight we are setting the stage for that success.

Questions???

