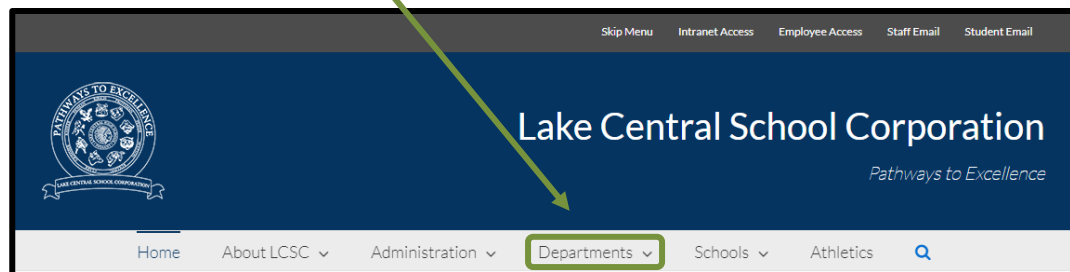


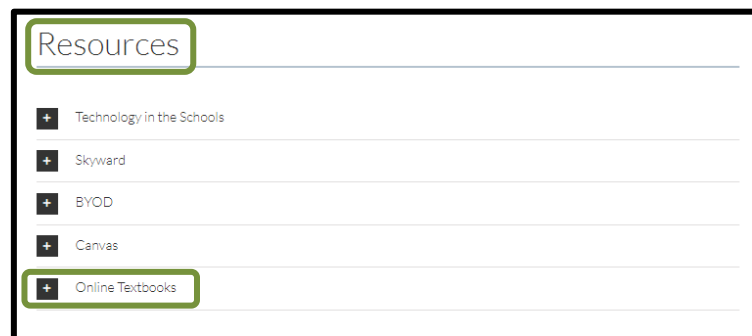
LCSC Technology Resources

Technology

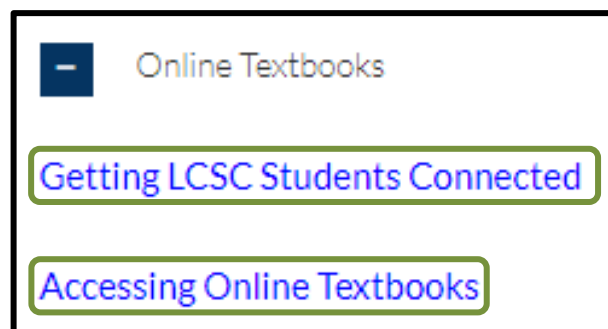
Go to lcsc.us and click on **Departments**. In the dropdown menu, select **Technology**.



Under **Resources**, click on the + next to **Online Textbooks**.

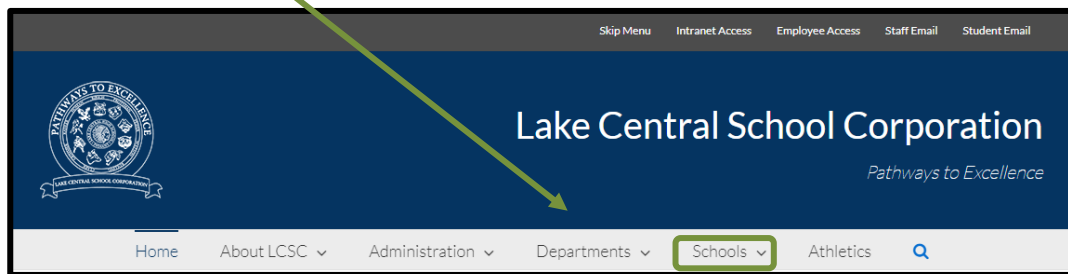


There you will find two sets of directions. **Getting LCSC Students Connected** will help students with the WiFi, Gmail, Skyward, Canvas, and Naviance (high school students only). It will also provide a list of online textbooks along with the courses that use them and login information. **Accessing Online Textbooks** will show students where to access their online textbooks. Additional resources will be added as they become available.





Online Textbooks

Go to lcsc.us and click on **Schools**. In the dropdown menu, select your school.



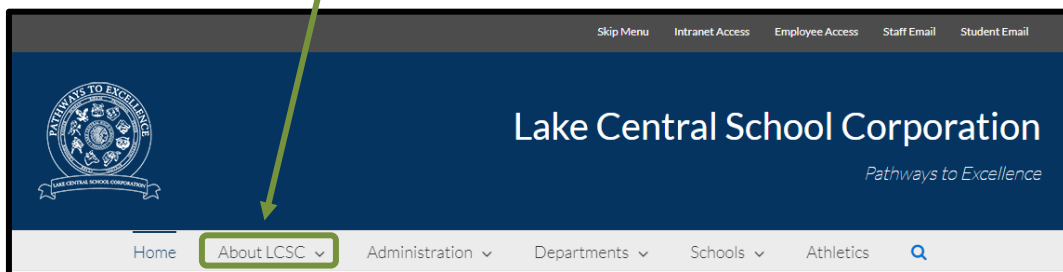
For the middle schools and high school, select Academics > Online Textbooks.



For the elementary schools, select Academics to populate a menu of online textbooks and resources: Brain POP, DreamBox Math, Journeys, and Investigations.

Educational Technology Page

Go to lcsc.us and click on **About LCSC**. In the dropdown menu, select **Educational Technology**.



The **Educational Technology** page features **Family Tips**, **Common Sense Media News**, and **LCedTech Twitter**, featuring Lake Central School Corporation students and teachers using technology.

